

More About the Wiki Site

The purpose of this project is to give you the chance to engage in some active learning. You'll do some research or analysis and present what you've learned to others interested in British literature from 1660 to the present. Your goal is to help others understand or appreciate the readings and their contexts we're covering in this class. In a way, the site will be like a supplemental handbook for this course. However, unlike a typical handbook, it will be an evolving work in progress, one to which students from other classes will also be contributing. In addition, since it is on the Web, what you write here has a potential audience of anyone in the world who visits the site.

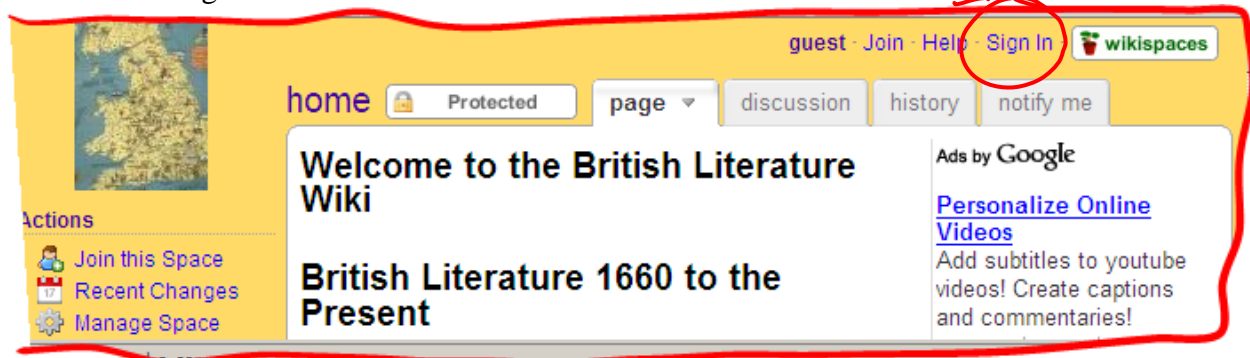
Creativity and original research (as opposed to simply reproducing what is already out there on the Web) are what you should strive for in these projects. And you should take advantage of the ever-evolving nature of wiki sites to refine and polish your project throughout the semester—you have until the last day of class to work on these projects.

As I've announced earlier (in the Course Guide), in general these projects can take the following forms. You can do some background research on something we've been reading. Or you might want to create an annotated copy of one of our readings and introduce it with a close, interpretative reading of the work. Multimedia presentations are another option. Take advantage of the Student Multimedia Design Center in the library (<http://www.udel.edu/smdc/>) and include video or sound on your page. At the end of this document you'll find a list of possible topics (or wiki pages) and examples of what they would consist of. But please remember that this list is suggestive, not exhaustive. You can come up with topics of your own based on these suggested topics. And while you are required to be primarily responsible for one page, you are expected to read other pages and are free to contribute to as many of the other pages as you'd like.

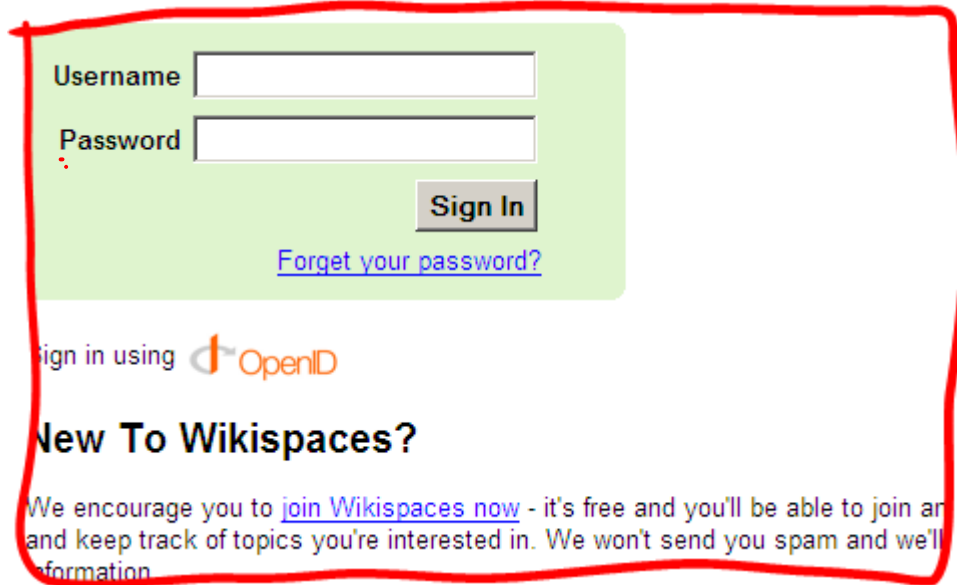
Logistics of using the Wiki

1. Click on the link on our home page (or go to britlitwiki.wikispaces.com).
2. At the top of the page, click where it says "sign in," and create an account. **Note: please use your UD username** so that when you make contributions to the site, I can give you credit.

Click here to sign in and create an account.




The next screen you see will look like this. Enter your username (your UD username), and make up a password:



Username

Password

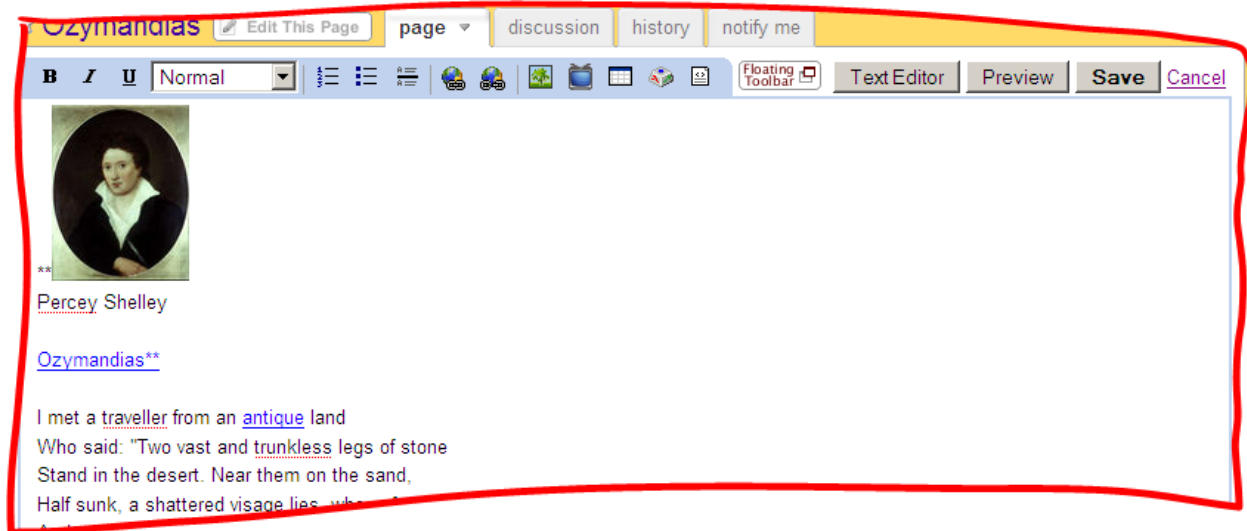
[Forget your password?](#)

Sign in using  OpenID

New To Wikispaces?

We encourage you to [join Wikispaces now](#) - it's free and you'll be able to join an and keep track of topics you're interested in. We won't send you spam and we'll information

3. Now, spend a little time exploring the site. You can see that it's organized by the periods that we're studying. On each period page, you'll find links to specific authors and historical contexts. These are the pages where you'll create your projects.
4. When you've decided on a project you'd like to work on, please e-mail me, and let me know. There may not be a page existing yet for a project you'd like to work on, but don't worry; once I hear from you, I'll create a new page for you. Each project has a limit of 4 people who are responsible for it. So please e-mail me as soon as you know what you'd like to work on.
5. You begin editing a page by clicking on the tab that says "edit this page." You'll get a screen that looks something like this:



Important Reminders

****You must save your work by clicking on the tab that says “save” before you leave the page or your work will be lost.**

****You should do all your work on the wiki itself.** One of the benefits of a wiki is that it allows for easy, continual revision. You can’t damage a page by changing it. The wiki keeps a record of every version of the page (that’s what the “history” tab is for at the top of the screen). If a page gets accidentally deleted, it’s easy to restore the last good version of it.

****Use the “discussion” tab at the top of the editing screen** to leave notes to others in your group about ideas you have for your page or about changes you’ve made to the page after you’ve worked on it. That way everyone will be working harmoniously and efficiently.

****You must be scrupulous in documenting information you get from other sources.** Even if you put something in your own words, you must attribute the source of that information. Also do not take copyrighted materials (images etc.) from Web sites.

Possible Topics (This list will grow. I’ll announce new topic ideas as I receive them from you or as they come up in our class discussions.)

Contexts For the Restoration:

- *An essay that gives an overview of the period and its chief characteristics
- *The history of coffeehouses & their role in the history of literature
- *The history of newspapers and periodical publications & their relationship to literature
- *A history of the heroic couplet
- *Classical education during the Augustan period

For specific authors:

- *Contemporary Reactions to Swift's *Modest Proposal*
- *The real-life story behind Pope's *Rape of the Lock*
- *Public Reaction to Fielding's *Joseph Andrews*

Contexts for the Romantics:

- *An essay that gives an overview of the period and its chief characteristics (this idea would be the valid for any of the other periods, obviously)
- *The Industrial Revolution and its influence on literature
- *Critical reception of Wordsworth's *Lyrical Ballads*

For any work by any author we've covered:

*A close annotated reading of a work. To see an example of how this would work, go to the Shelley page on the wiki (under the Romantics), and click on the link for his poem "Ozymandias."

As I've said, these topics are just samples to give you an idea of what you could do. Please talk to me about things you think would make interesting projects. I'll be glad to go over your suggestions with you and help you come up with a good project.