



## In Summary

Fertilizers, pesticides, and other garden chemicals are often washed into our storm drains by sprinklers or rainwater. These materials can degrade local waters when allowed to flow into our storm drain system. Unlike sanitary sewers, storm drains are not connected to a treatment plant. Water ultimately flows into our creeks and tributaries.

In addition, if you are caught allowing anything but rain into the storm drain, you could be subject to severe penalties and/or fines, plus the cost of cleanup.

We need to stop stormwater pollution at the source.



### Remember:

**Only Rain In the Storm Drain**

## Contact Information

To report a spill during regular business hours call the City of Newark's Police Chief at 302-366-7100.

After hours call 911 or contact the DNREC Emergency Response Hotline at 1-800-662-8802.

For waste disposal and recycling questions call the Delaware Solid Waste Authority Citizens Response Line at 1-800-404-7080.

For general stormwater program information contact the Stormwater Program Coordinator at 302-366-7040 or visit our website at:


<http://www.cityofnewarkde.us/NPDESstormwaterprogram>

The City of Newark  
Public Works and Water Resources  
Department  
220 South Main Street  
Newark, DE 19711



## Lawn, Garden And Pest Control Practices

City of Newark  
Public Works and  
Water Resources



## Stormwater Best Management Practices Fact Sheet Series

## Lawn, Garden And Pest Control Practices




This brochure has been prepared to educate the general public about safe lawn, garden and pest control practices in order to protect the water quality in storm drains, and ultimately, the creeks and tributaries in Newark.

## Why should I care about Stormwater?







This brochure is intended to educate the general public on safe methods of fertilizer and pesticide use and disposal, which minimizes the potential for storm water and water quality degradation.

Water that flows into the storm sewer system does not get treated at the waste water treatment plant. It flows through a series of pipes and discharges either directly or indirectly into our creeks and tributaries. To minimize the potential for water quality problems, we need to work together to clean up our stormwater at the source.







Before you allow anything to flow into a storm drain, stop and think about how the water ultimately flows untreated into the creeks and tributaries in Newark.

## Helpful Tips

-  Only apply pesticides and fertilizers in dry weather without a lot of wind. Try to apply insecticides during breeding months.
-  Store pesticides, fertilizer, and other garden chemicals inside or in covered, bermed areas to prevent contaminated runoff.
-  Try soil solarization to help reduce or eliminate soil pests. Solarization works by heating up soil (using a clear plastic tarp) to levels lethal to many weeds and pest organisms.
-  Use dry methods to clean up after a spill. Don't hose down outside spills. Use rags or absorbents and then dispose of according to the package directions.
-  Mix and load sprayers in an area where any spilled product will not be able to drain or be washed away into storm drains, ditches, creeks or ponds.
-  Use organic or non-toxic fertilizers.

## Helpful Tips

-  Keep fertilizer off of paved areas and sidewalks by turning the spreader off when you cross them, so the product doesn't wash directly into storm drains and the creeks in the next rain.
-  Don't throw hazardous waste into the trash or into a storm drain. For hazardous waste disposal questions contact the Delaware Solid Waste Authority at 1-800-404-7080.
-  Read labels and use pesticides and fertilizers as directed. Do not over-apply.
-  Use baits or traps instead of sprays when possible. Use alternatives to pesticides like predatory insects, or plants that serve as natural repellents. For example, the mint plant is known to repel ants and aphids.

